



## Mobile Power Station, mega capacity in compact size on the wheel

---

- Power 99% of your home appliances
- Scalable output power from 3kw to 18kw
- Expandable battery capacity from 2.5kwh to 7.5kwh
- Super fast recharge, 0-90% in one hour



## Power Your Entire House by Renewable Energy

---

- Compact and mobility, plug & play in every where
- Dual input power sources, grid and solar power
- Scheduled charging, charged by grid during off-peak hours
- Charging source priority setting, solar or grid
- Output source priority setting, solar, battery or grid

# Portable Energy Bank



PEB 1.2kw, 2.5kw  
1.2kw output with 768wh capacity,  
2.5kw output with 1536wh capacity



PEB 3kw  
3kw output with 2.5kwh capacity



LIIO 2410  
PEB 3kw  
Total 5kwh capacity

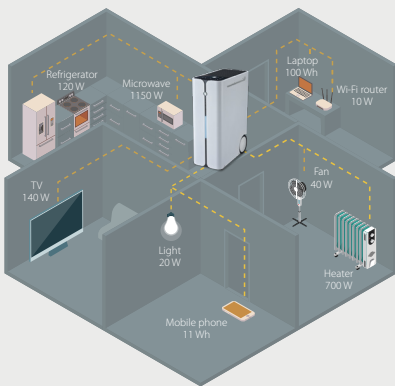


LIIO 2410  
LIIO 2410  
PEB 3kw  
Total 7.5kwh capacity

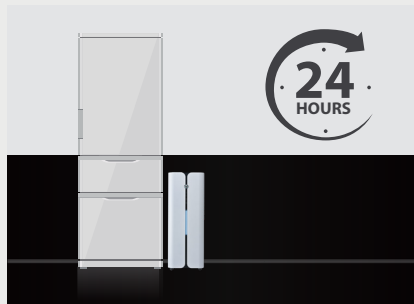
- Equipped with A grade LiFePO4 Lithium-ion cell supporting more than 3000 lifecycles.
- 30A (750w), 100A(3000w) built-in AC charger  
30A (2000w/3000w), 100A(3000w) built-in solar charger  
ultra fast fully charging in one hour
- Dual inputs, grid and solar
- Expandable to 18kw output power for PEB 3kw
- Expandable battery capacity to 7.5kwh for PEB 3kw
- Built-in battery management system (BMS)
- Wifi + APP, remote control & monitor daily power consumption
- Inbuilt Type A 18Wx2 and Type C PD 3.0 65W x2 charging ports to support the mobile or tablet charging
- Supports OTA firmware upgrade only for PEB 3kw
- Wireless charging (15w) only available for PEB 1.2kw/2.5kw Plus models
- Optional feed-in grid function only available for PEB 1.2kw/2.5kw Plus models

## Power 99% of home appliances during long blackout Plug & Use energy storage units for home appliances

• Power 9 devices at the same time for one hour and more



• Power most essential appliance over 24 hours



• Backup time or charge times  
(Based on PEB 3kw model)

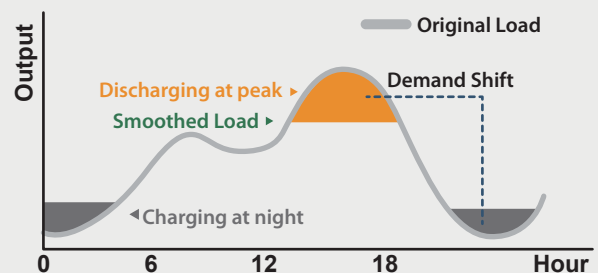
Heater 700 W 3 Hrs	Refrigerator 120 W 17-35 Hrs	Microwave 1150 W 1.75 Hrs	TV 140 W 20 Hrs	Light 20 W 77 Hrs
Wi-Fi router 10 W 77 Hrs	Fan 40 W 40 Hrs	Mobile phone 11 W 222 Charges	Laptop 100 W 40 Charges	

## Compact and mobility, plug & play in every where



## Peak shaving

Store the power at night when the utility is generally cheaper and more available and discharge power when needed.

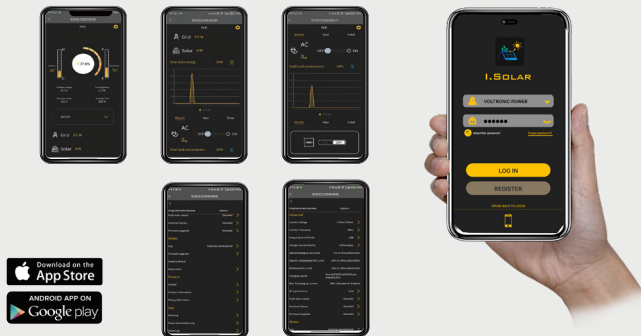


**3000W solar input, fully charging in one hour without compromise**



**WiFi & APP**

Supporting OTA (Over the Air) firmware upgrade



**0 – 90% in one hour**  
Built-in 100A big charger, fully charged in one hour



PEB

**1 hour 7X**



Other portable power station

**5-9 hours**

**Easy export event logs through USB**



**Outlook**

**Operation Panel**



Touchable Buttons only for 1.2kw plus/2.3kw plus

Wireless charging pad (only for 1.2kw plus/2.5kw plus)

USB type A

USB type C

output socket

Power switch

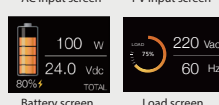

Wheels (only for 1.2kw plus/2.5kw plus models)

PEB 1.2kw, 2.5kw



LCD Display

Colored LCD, touch buttons with scrolling menu



Handle

Power switch

USB type C

USB type A

Wheels

Wheels

RGB operation status indicator

PEB 3kw

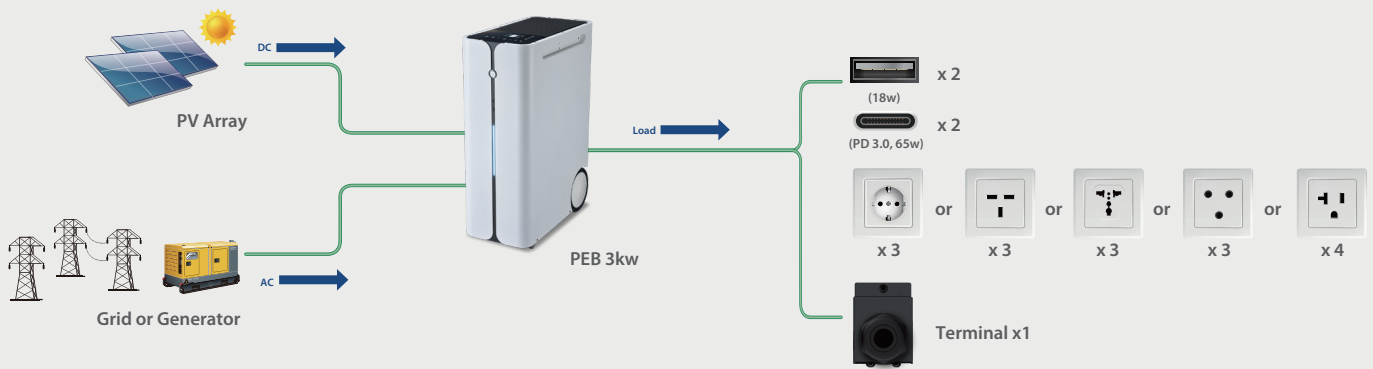


PEB 1.2kw, 2.5kw Rear Panel



PEB 3kw Rear Panel


## System Diagram



## Expandable capacity from 2.5kwh to 7.5kwh



## Easy on expanding the power through single cable inbuilt both power lines and parallel cables



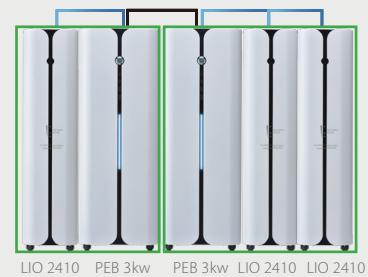
## Output power expansion from 3kw to 18kw

Support parallel system at maximum 18kw inverter & 15kwh capacity




## PEB 3kw in multiple units parallel, each battery is independent management, prolong maximum battery cycle life

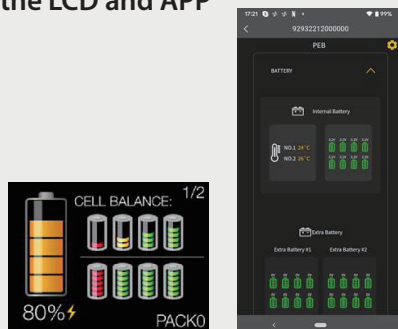
3kw + 3kw output  
12.5kwh capacity



3kw + 3kw output  
15kwh capacity



## All of cells (include the external LIO-2410) status displayed on the LCD and APP



## Portable Energy Bank Selection Guide

INVERTER MODEL	PEB 1.2kw	PEB 2.5kw	PEB 3kw
Rated Inverter Power	1200VA/1200W	2500VA/2500W	3000VA/3000W
<b>INPUT</b>			
Voltage	230 VAC		100VAC/110VAC/120VAC or 220VAC/230 VAC/240VAC
Selectable Voltage Range	170-280 VAC (For Computers); 90-280 VAC (For Home Appliances)		75-130 VAC (For Computers); 60-140 VAC (for Home Appliances) or 170-280 VAC (For Computers); 90-280 VAC (For Home Appliances)
Frequency Range	50 Hz/60 Hz (Auto sensing)	50 Hz/60 Hz (Auto sensing)	50 Hz/60 Hz (Auto sensing)
<b>OUTPUT</b>			
AC Voltage Regulation (Batt. Mode)	230VAC ± 5%		100VAC/110VAC/120VAC ± 5% or 220VAC/230VAC/240VAC ± 5%
Surge Power	2400VA	5000VA	6000VA
Efficiency (Peak)	93%		93%
Transfer Time	10 ms (For Personal Computers), 20 ms (For Home Appliances)		
Waveform	Pure Sine Wave		
Output Connectors	UK x 4 or Schuko x 4 or Universal x 4 or South Africa x 4 or Brazil x 4		UK x 3 or Schuko x 3 or Universal x 3 or South Africa x 3 or NEMA x 4
USB Ports	Type A x 2 (QC 3.0, 18W x 2) Type C x 2 (PD 3.0, 65W x 2)		Type A x 2 (QC 3.0, 18W x 2) Type C x 2 (PD 3.0, 65W x 2)
<b>SOLAR CHARGER &amp; AC CHARGER</b>			
Solar Charger type		MPPT	
Maximum PV Array Power	2000W	3000W	3000W
MPPT Range @ Operating Voltage	60-300 VDC	60-400 VDC	60~ 400 VDC
Maximum PV Array Open Circuit Voltage	350 VDC	450 VDC	450 VDC
Maximum Solar Charge Current	30A	30A	100A
Maximum AC Charge Current	30A	30A	100A
Maximum Charge Current	30A	30A	100A
<b>BATTERY</b>			
Energy	768Wh	1536Wh	2500Wh
Nominal Voltage	25.6 VDC	51.2 VDC	25.6VDC
Full Charge Voltage (FC)	28 VDC	28 VDC	29.2 VDC
Full Discharge Voltage (FD)	20 VDC	40 VDC	20 VDC
Typical Capacity	30 Ah	30 Ah	100Ah
Max Continuous Discharging Current	60A	60A	120A
Max Discharging Current	65A	65A	200A
Protection	BMS	BMS	BMS, Breaker
Maximum Charge Current	30A (1C)	30A (1C)	100A (1C)
Inner Resistance		≤0.6m ohm	
Lifecycle	≥ 2500 cycles , 0.5C charging/discharging ≥50% @EOL 100% DoD		≥3500 cycles, 0.5C charging/ discharging ≥80% @EOL 100% DoD
<b>PHYSICAL</b>			
Dimension, D X W X H (mm)	450 x 280 x 330		450 x 222 x 622
Net Weight (kgs)	20	25	40
<b>STANDARD</b>			
Compliance Safety	IEC/EN 62109-1/-2, EN 61000-6-4, EN 61000-6-2, EN 61000-6-3, EN 61000-6-1, UKCA, UN38.3, IEC 62619, UKCA		

## LIO 2410, expandable battery module for PEB 3kw

BATTERY MODEL	LIO 2410
Energy	2500Wh
<b>PARAMETERS</b>	
Nominal Voltage	25.6VDC
Typical Capacity	100 Ah
Rated Discharging Current	120A
<b>PHYSICAL</b>	
Battery Module Dimension, D X W X H (mm)	450 x 150 x 622
Net Weight (kgs)	33
<b>STANDARD</b>	
Compliance Safety	IEC 62619, UN38.3
Product specifications are subject to change without further notice.	

### VOLTRONIC POWER TECHNOLOGY CORP.

Taiwan: No. 406, Xinhua 1st Road, Neihu District, Taipei, Taiwan TEL: 886-2-27918296 FAX: 886-2-87918216  
 China: 1-5F, Building 5, RunDongSheng Industrial Park, No.467, Section Xixiang, National Highway 107, Xixiang,  
 Bao An District, Shenzhen, China TEL: 86-755-86016601 FAX: 86-755-86016603  
[www.voltronicpower.com](http://www.voltronicpower.com)